


# Meeting Room Sizes and Layouts

## Preset Rooms

- ▶ Research Center: 1,045 Square Feet
- ▶ Immersion Room: 230 Square Feet
- ▶ Ziibiwing Center: After Hours Only
- ▶ Ziibiwing Akiing: ZC Grounds


### Giigidiwigamig Bezhig (Discussion Room 1)

- ▶ 900 Square Feet
- ▶ 70 **Theater Style** max. seating capacity
- ▶ 35 **Classroom Style** max. seating capacity
- ▶ 40 **Banquet Style** max. seating capacity
- ▶ 30 **Hollow Square** max. seating capacity
- ▶ 25 **U-Shaped Style** max. seating capacity
- ▶ 35 **Board Room** max. seating capacity
- ▶ 30 **Chevron Style** max. seating capacity
- ▶ 55 **Herringbone Style** max. seating capacity




### Giigidiwigamig Bezhig (Discussion Room 2)

- ▶ 900 Square Feet
- ▶ 70 **Theater Style** max. seating capacity
- ▶ 35 **Classroom Style** max. seating capacity
- ▶ 40 **Banquet Style** max. seating capacity
- ▶ 30 **Hollow Square** max. seating capacity
- ▶ 25 **U-Shaped Style** max. seating capacity
- ▶ 35 **Board Room** max. seating capacity
- ▶ 30 **Chevron Style** max. seating capacity
- ▶ 55 **Herringbone Style** max. seating capacity



### Gchi Giigidiwigamig (Big Discussion Room)- Discussion Rooms 1 & 2 combined


- ▶ 1,800 Square Feet
- ▶ 140-150 **Theater Style** max. seating capacity
- ▶ 70 **Classroom Style** max. seating capacity
- ▶ 100 **Banquet Style** max. seating capacity
- ▶ 55 **Hollow Square** max. seating capacity
- ▶ 45 **U-Shaped Style** max. seating capacity
- ▶ 45 **Board Room** max. seating capacity
- ▶ 60 **Chevron Style** max. seating capacity
- ▶ 100 **Herringbone** max. seating capacity



### Mikwawaabnjigewinon (Changing Exhibit Room)

- Available late September thru early January


- ▶ 1,620 Square Feet
- ▶ 150 **Theater Style** max. seating capacity
- ▶ 100 **Banquet Style** max. seating capacity



### Kinoomaagegamik (Grand Entrance Lobby)

- Available after hours only

- ▶ 1,935 Square Feet
- ▶ 100 **Theater Style** max. seating capacity
- ▶ 100 **Banquet Style** max. seating capacity



### Activity Room

- Available after hours only

- ▶ 550 Square Feet
- ▶ 50 **Theater Style** max. seating capacity
- ▶ 30 **Classroom Style** max. seating capacity
- ▶ 32 **Banquet Style** max. seating capacity
- ▶ 25 **Hollow Square** max. seating capacity
- ▶ 30 **U-Shape Style** max. seating capacity

