

DOI Restoration Fund

- Annual Funding Proposals are coordinated with a DOI Bureau & submitted for funding consideration by a DOI Bureau
- All funds are considered to be reimbursable and recoverable. NOT a grant
- The Fund is a revolving Fund
- All funds received through this process must be tracked and accounted for on an annual basis
- Recovered assessment costs up to the amount provided by the DOI Fund must be repaid to the DOI Restoration Fund at settlement of the case.

Proposal Submission History

- Number Proposals submitted annually = 50-60
- Amount of funding requested = \$7-10 million
- Amount of unspent/carryover funds from previous CY = \$1-2 million
- Amount of new assessment dollars available per CY = \$ 4.0 million

Annual Funding Allocation



Restoration Program

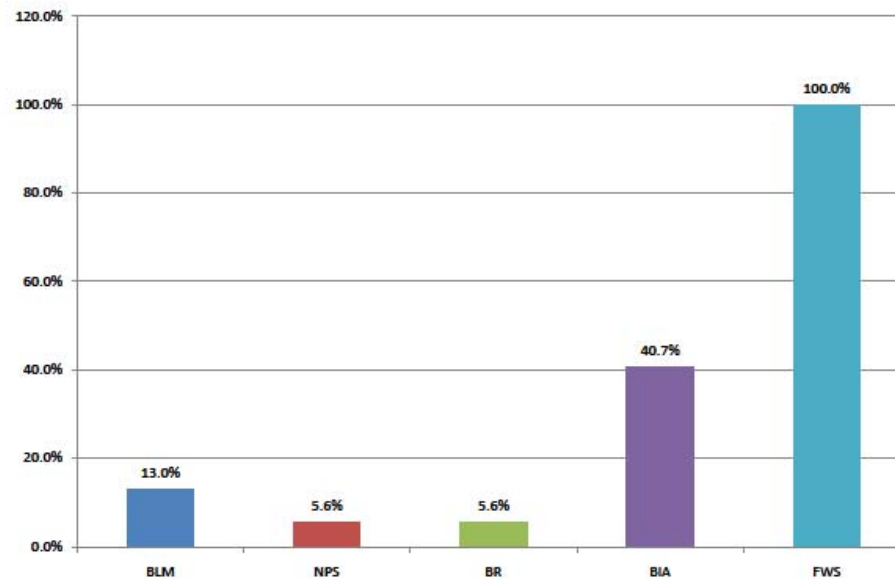
Assessment & Restoration Program

Calendar Year 2010 Damage Assessment Projects Funding

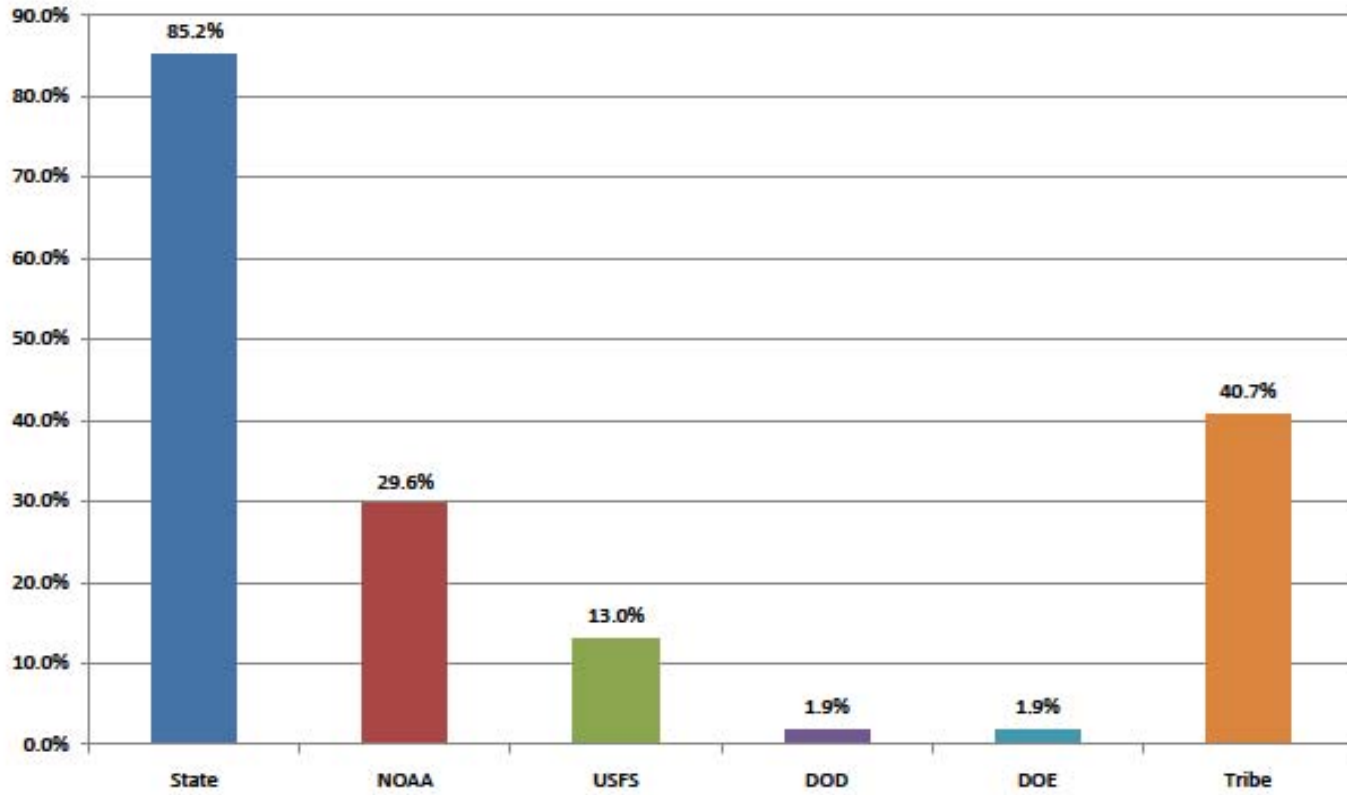
Case	State	Involved Bureaus	FWS	BLM	NPS	BIA	BOR	USGS	SOL	Deferred	TOTAL FUNDS
Anniston PCBs	AL	FWS	\$300,000								\$300,000
Leviathan Mine Site	CA	FWS, BIA	\$58,000			\$9,000			\$9,000		\$76,000
Turkey Run Mine	CA	FWS, BLM	\$50,273	\$11,248					\$8,666		\$70,187
LCP Chemical	GA	FWS	\$58,093								\$58,093
Coeur d'Alene Basin	ID	FWS	\$123,000								\$123,000
Coeur d'Alene Basin - Litigation Support	ID	FWS								\$200,000	\$200,000
Sauget River	IL	FWS	\$183,000								\$183,000
BF Goodrich / Airco	KY	FWS	\$35,000								\$35,000
Calcasieu Estuary	LA	FWS	\$31,171								\$31,171
Tittabawassee River	MI	FWS, BIA	\$139,000			\$16,000					\$155,000
Kalamazoo River	MI	FWS	\$16,629								\$16,629
SE Missouri Lead Mine District	MO	FWS	\$180,000					\$26,000			\$206,000
St. Louis River	MN	FWS, BIA	\$7,383			\$5,000					\$12,383
Cottonwood	NE	FWS	\$35,000								\$35,000
Yerington Anaconda Mine	NV	BLM, BIA, FWS	\$100,000			\$69,000					\$169,000
Rolling Knolls	NJ	FWS	\$89,968								\$89,968
Onondaga Lake	NY	FWS, BIA	\$74,725			\$35,275					\$110,000
Hudson River PCBs	NY	FWS, NPS	\$600,000					\$80,000			\$680,000
Niagara River	NY	FWS, BIA	\$51,561								\$51,561
St. Lawrence Environment	NY	FWS, BIA				\$242,610					\$242,610
Ashtabula River	OH	FWS	\$7,707								\$7,707
Ottawa River	OH/MI	FWS	\$165,179								\$165,179
Dover Chemical	OH	FWS	\$177,000								\$177,000
Duck Otter Creeks	OH	FWS	\$205,007								\$205,007
Tri-State Mining District	OK	FWS, BIA	\$78,740			\$257,260					\$336,000
Tri-State Mining District	MO	FWS, USGS	\$65,000					\$25,000			\$90,000
Tri-State Mining District	KS	FWS	\$111,474								\$111,474
Tri-State Mining District	Coord.	FWS, USGS	\$159,091					\$10,000			\$169,091
Portland Harbor Superfund Site	OR	FWS, BIA	\$42,000			\$60,000				\$143,000	\$245,000
Avtex Fibers Superfund Site	VA	FWS	\$76,000					\$25,000			\$101,000
Saltville/Holsten River	VA	FWS	\$65,000								\$65,000
Richardson Flats	UT	BLM, FWS	\$1,734								\$1,734
Commencement Bay	WA	FWS	\$53,155								\$53,155
Elliott Bay	WA	FWS	\$87,201								\$87,201
Midnite Mine	WA	BIA, FWS, BOR,	\$0			\$350,000					\$350,000
Upper Columbia River / Lake Roosevelt	WA	NPS, FWS, BIA, BOR							\$250,000		\$250,000
Holden Mine	WA		\$11,041							(Alloc TBD)	\$11,041
FWS Overhead Rate Assessment			\$191,342								\$191,342
USGS Overhead Rate Assessment								\$11,620			\$11,620
TOTAL , CY 2010 Project Funds			\$3,629,474	\$11,248	\$0	\$1,044,145	\$0	\$177,620	\$17,666	\$593,000	\$5,473,153

Annual Proposals

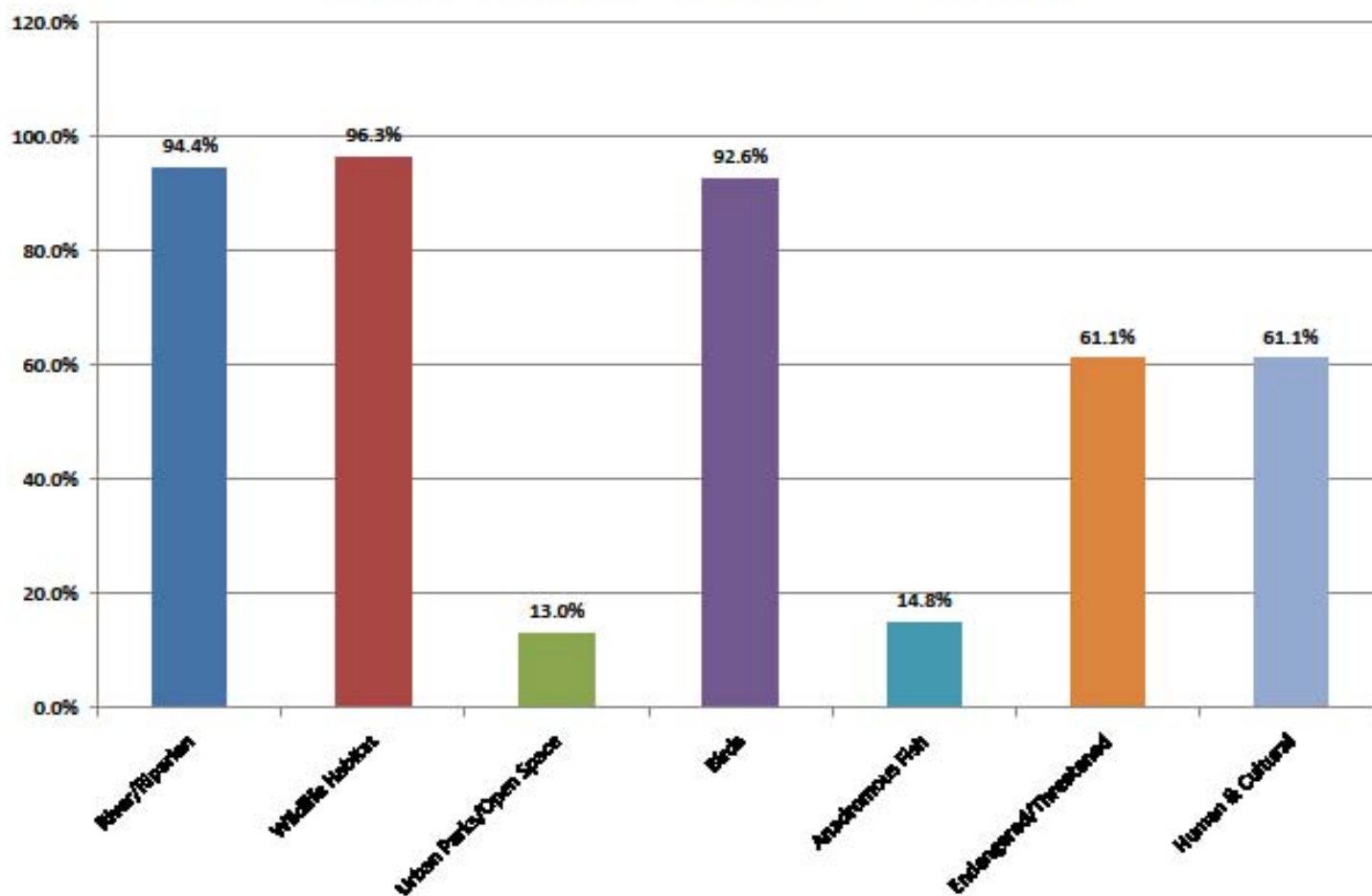
DOI NRDAR 2010 Assessment Cases (54)
Percentage DOI Bureaus Involved



DOI NRDAR FY2010 Assessment Cases (54) Percentage Non-DOI Trustees Involved



DOI NRDAR FY2010 Assessment Cases (54) Percentage Trust/Landscape Resources Involved



Types of Cases/Funding

- Rapid Assessment
- Competitive Funding:
 - Feasibility
 - Initial
 - Ongoing

Rapid Assessment

- Mimic the qualifying conditions of the current proposal process
- Funds are limited to :salary, travel, supplies, data collection, analytical work, contract work and/or technical assistance from USGS
- Funding is *not* for on-going cases or for cases that are already funded through the NRDAR fund proposal process
- A short, 1-2 page proposal will be completed for each case.
- Multi-bureaus may request funds for the same case but the request can not exceed \$35,000.

Feasibility Funding

- Cases that have **not** been previously funded by the DOI Restoration Fund
- Designated Authorized Official (AO)
- Have/Develop a Pre-Assessment Screen and/or Trustee MOU
- Complete a FULL Proposal and budget table & indicate FEASIBILITY as case type
- Funding cap for ONE YEAR ONLY = \$35,000

Initial Funding

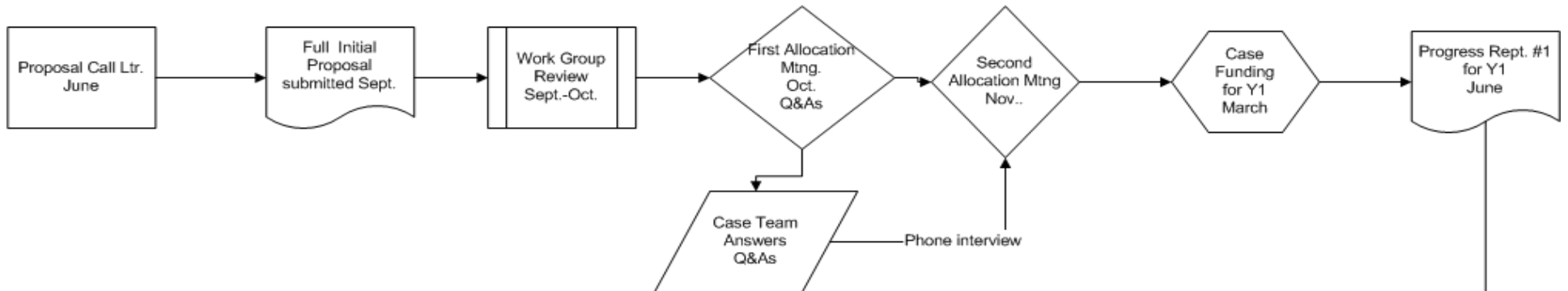
- Signed PAS and Trustee Council structure (MOU)
- Designated DOI-AO
- Have an attorney
- Have evidence of an assessment strategy
- Fund request:
 - Case Management
 - Develop/scope Assessment Plan

On Going Funding

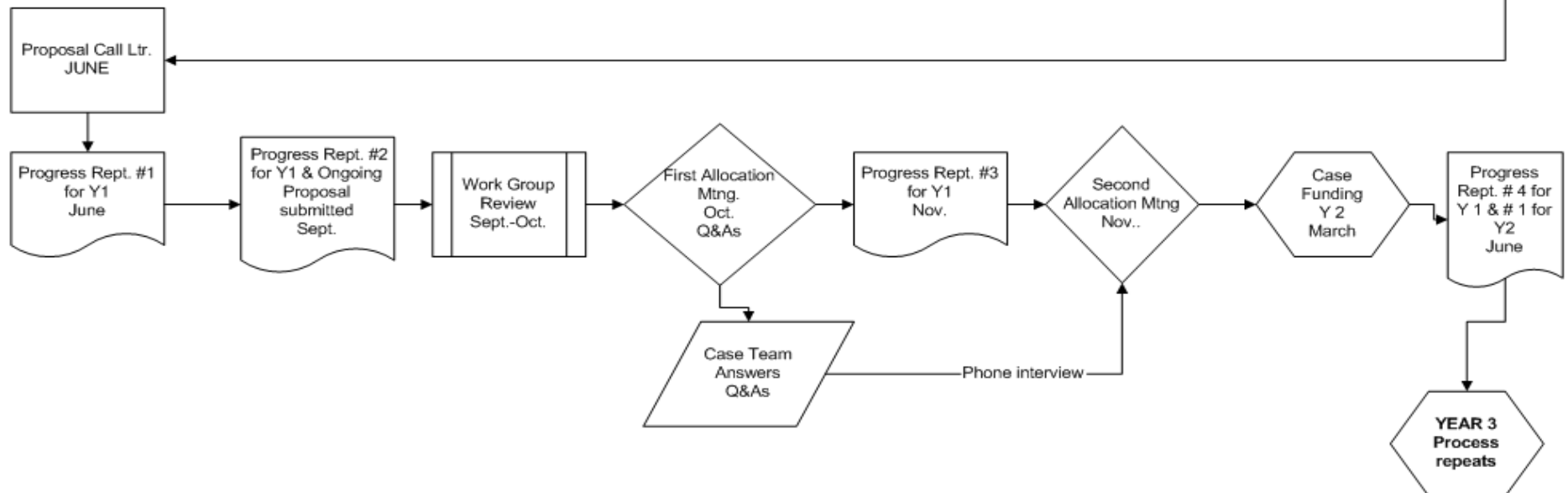
- Mature cases
 - Signed PAS
 - Trustee MOUs
 - Assessment Plans
 - Case Management structure

Timeline

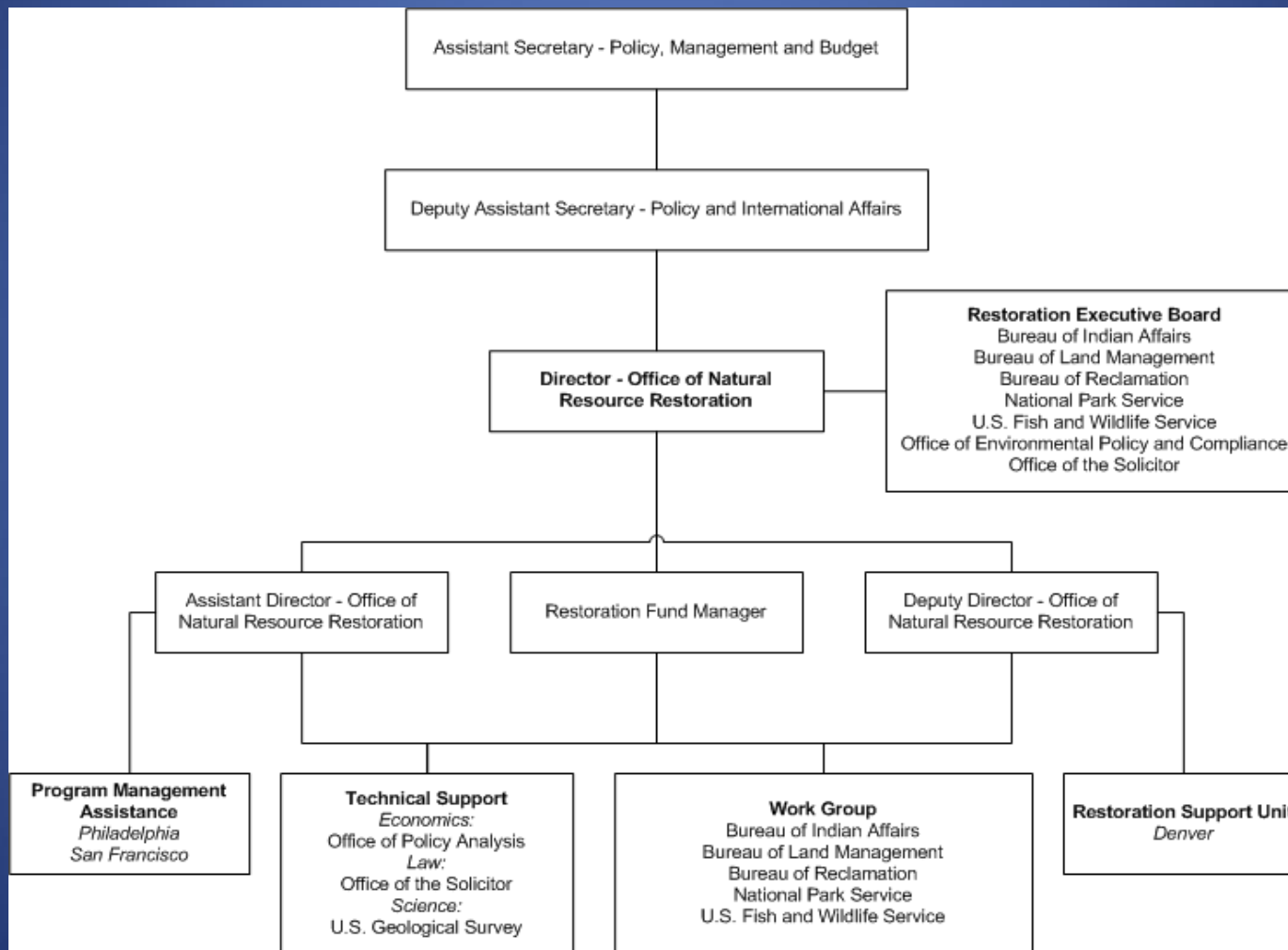
YEAR ONE (Y1)



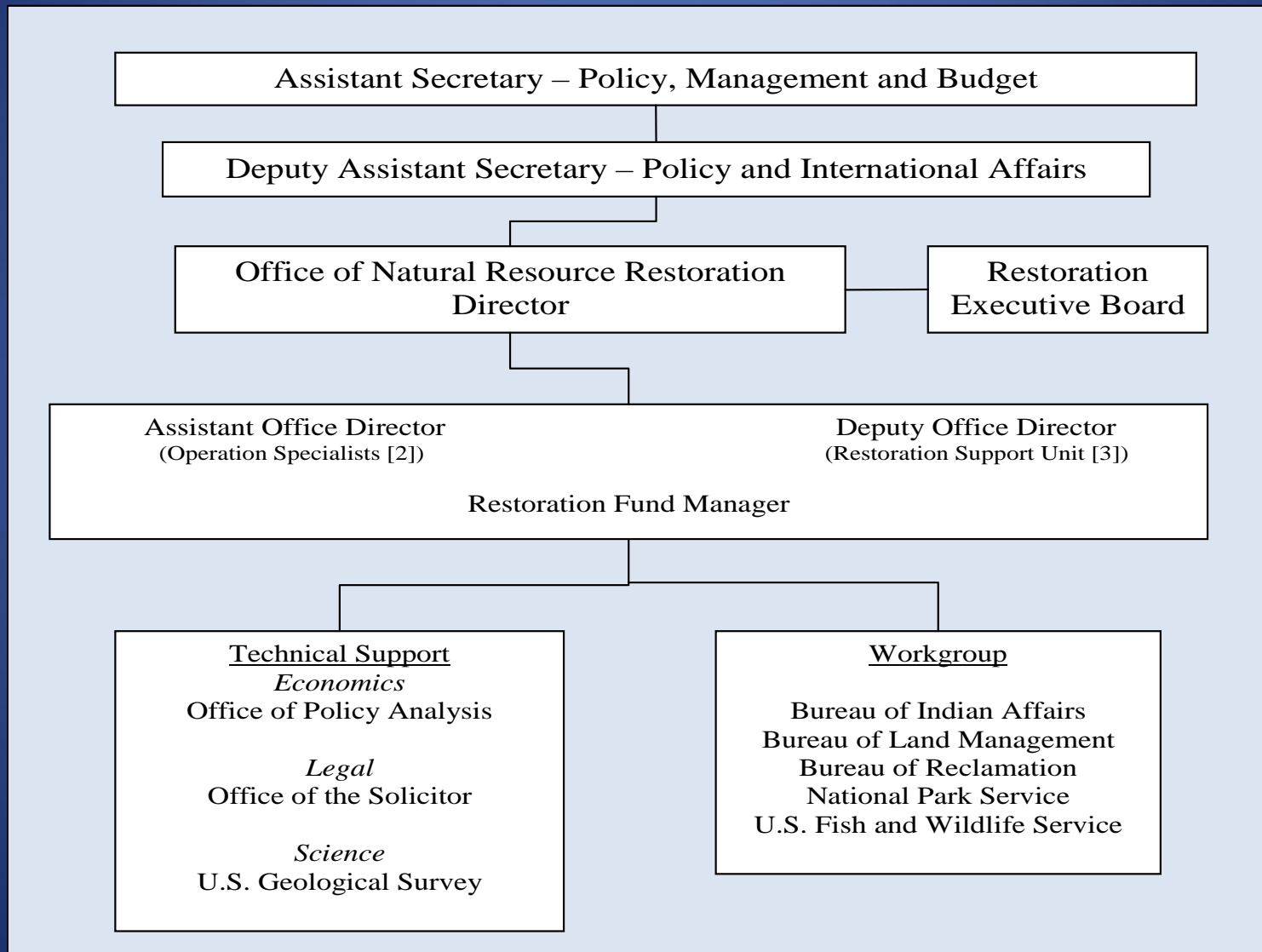
YEAR TWO (Y2)



Natural Resource Damage Assessment and Restoration Program Organization



Natural Resource Damage Assessment and Restoration Program Organization



How is a Case Judged by the Work Group

- Is it Administratively Ready?
- Is it technically sound?
- Is there a sound “cause of action”/legal basis to proceed?
- Are trust resources affected?
- What is the “assessment” strategy?
- Will the PRP/RP fund any of the case?
- Will the remedial actions replace any contemplated restoration?
- Will the money be recovered?
- What is the potential for successful restoration?
- IS THE CASE A GOOD INVESTMENT?